

Disk Handwheels

Aluminum, Powder Coated

SPECIFICATION

Types

- Type **A**: Without handle
- Type **R**: With revolving handle

Bore codes

- Version **B**: Without keyway
- Version **K**: With keyway

Aluminum

- Hub machined
- Rim turned
- Powder coated
 - Black, RAL 9005, textured finish **SW**
 - Silver, RAL 9006, textured finish **SR**

Radial and axial runout of the rim < 0.4

Revolving handles GN 798.2 (see page 578)

- Plastic, Technopolymer
 - Black, matte finish
- Spindle steel
 - Zinc plated, blue passivated

Revolving cylindrical handles GN 599.5

- Plastic, Technopolymer
 - Black, matte finish
- Spindle stainless steel AISI 303

INFORMATION

Disk handwheels GN 923 are distinguished by modern design. The removable plastic cover shrouds the fixing components such as countersunk washers and protruding or recessed shafts.

ACCESSORY

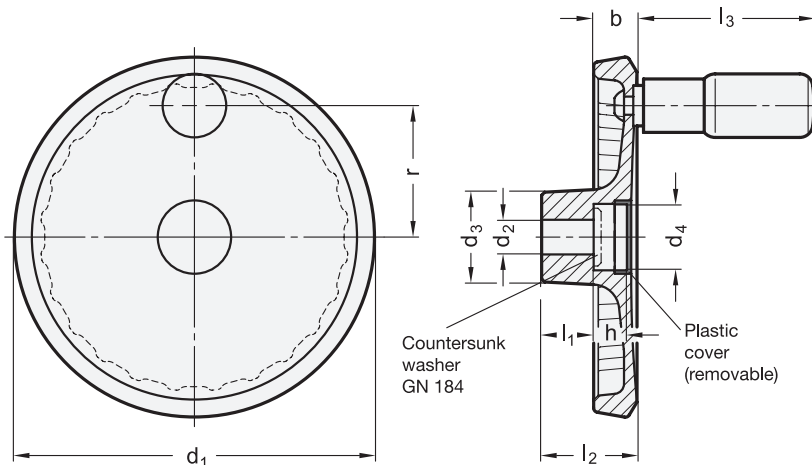
- Countersunk Washers GN 184 (see page 971)

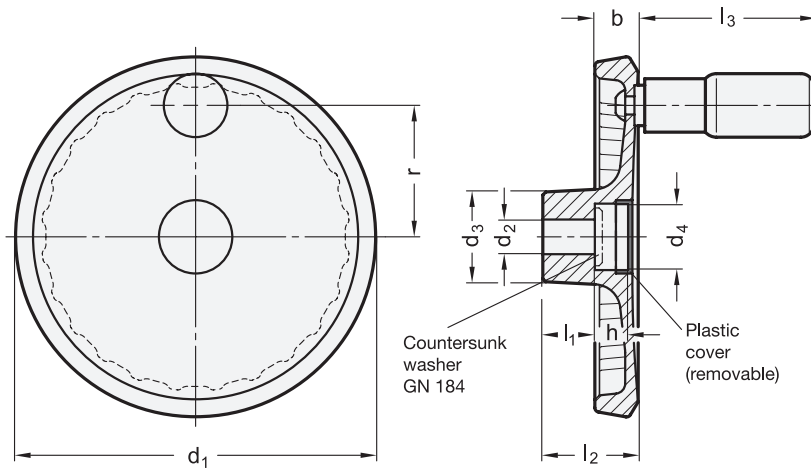
TECHNICAL INFORMATION

- Keyway DIN 6885 (see page A16)
- Cross Holes GN 110 (see page A17)
- ISO-Fundamental Tolerances (see page A21)



reddot design award





* Complete with color index of the Handwheels (SW or SR)

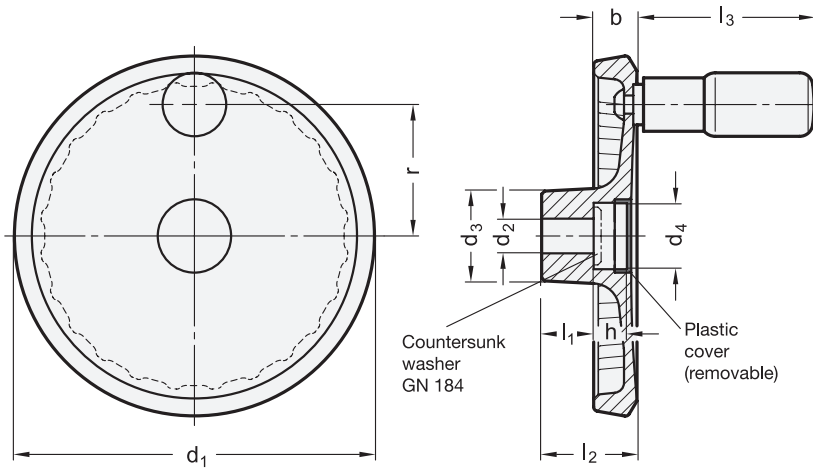
SW SR
RAL9005 RAL9006

GN 923-A

Description	d ₁	d ₂ H7 Bore	d ₃	d ₄	b	h	l ₁	l ₂ ≈	l ₃ ≈	r	∅ Handle GN 798.2	∅ Handle GN 599.5	Recommended countersunk washer	⚖
GN 923-50-B6-A-*	50	6	20	13	13	7	16	26	20	16	-	13	GN 184-12	66
GN 923-50-K6-A-*	50	6	20	13	13	7	16	26	20	16	-	13	GN 184-12	66
GN 923-50-B8-A-*	50	8	20	13	13	7	16	26	20	16	-	13	GN 184-12	65
GN 923-50-K8-A-*	50	8	20	13	13	7	16	26	20	16	-	13	GN 184-12	65
GN 923-63-B8-A-*	63	8	23	17	13	7	16	26	20	20.5	-	13	GN 184-16	103
GN 923-63-K8-A-*	63	8	23	17	13	7	16	26	20	20.5	-	13	GN 184-16	103
GN 923-63-B10-A-*	63	10	23	17	13	7	16	26	20	20.5	-	13	GN 184-16	102
GN 923-63-K10-A-*	63	10	23	17	13	7	16	26	20	20.5	-	13	GN 184-16	102
GN 923-80-B10-A-*	80	10	26	17	13	7	16	26	43.5	27.5	16	-	GN 184-16	101
GN 923-80-K10-A-*	80	10	26	17	13	7	16	26	43.5	27.5	16	-	GN 184-16	101
GN 923-80-B12-A-*	80	12	26	17	13	7	16	26	43.5	27.5	16	-	GN 184-16	100
GN 923-80-K12-A-*	80	12	26	17	13	7	16	26	43.5	27.5	16	-	GN 184-16	100
GN 923-100-B10-A-*	100	10	28	22	14	9.5	17	30	58	36	18	-	GN 184-20	153
GN 923-100-K10-A-*	100	10	28	22	14	9.5	17	30	58	36	18	-	GN 184-20	153
GN 923-100-B12-A-*	100	12	28	22	14	9.5	17	30	58	36	18	-	GN 184-20	152
GN 923-100-K12-A-*	100	12	28	22	14	9.5	17	30	58	36	18	-	GN 184-20	152
GN 923-125-B12-A-*	125	12	31	22	15	11	18	33	61	45.5	22	-	GN 184-20	253
GN 923-125-K12-A-*	125	12	31	22	15	11	18	33	61	45.5	22	-	GN 184-20	253
GN 923-125-B14-A-*	125	14	31	22	15	11	18	33	61	45.5	22	-	GN 184-20	252
GN 923-125-K14-A-*	125	14	31	22	15	11	18	33	61	45.5	22	-	GN 184-20	252
GN 923-140-B14-A-*	140	14	36	28.5	16.5	13	19	36	76	52	24	-	GN 184-25	338
GN 923-140-K14-A-*	140	14	36	28.5	16.5	13	19	36	76	52	24	-	GN 184-25	338
GN 923-140-B16-A-*	140	16	36	28.5	16.5	13	19	36	76	52	24	-	GN 184-25	337
GN 923-140-K16-A-*	140	16	36	28.5	16.5	13	19	36	76	52	24	-	GN 184-25	337
GN 923-160-B14-A-*	160	14	36	28.5	18	14.5	20	39	76	61	24	-	GN 184-25	432
GN 923-160-K14-A-*	160	14	36	28.5	18	14.5	20	39	76	61	24	-	GN 184-25	432
GN 923-160-B16-A-*	160	16	36	28.5	18	14.5	20	39	76	61	24	-	GN 184-25	431
GN 923-160-K16-A-*	160	16	36	28.5	18	14.5	20	39	76	61	24	-	GN 184-25	431
GN 923-200-B18-A-*	200	18	42	36	20.5	16	24	45	85	77.5	25	-	GN 184-32	780
GN 923-200-K18-A-*	200	18	42	36	20.5	16	24	45	85	77.5	25	-	GN 184-32	780
GN 923-200-B20-A-*	200	20	42	36	20.5	16	24	45	85	77.5	25	-	GN 184-32	779
GN 923-200-K20-A-*	200	20	42	36	20.5	16	24	45	85	77.5	25	-	GN 184-32	779

Weight SW





* Complete with color index of the Handwheels (SW or SR)

■ SW ■ SR
RAL9005 RAL9006

GN 923-R

Description	d ₁	d ₂ H7 Bore	d ₃	d ₄	b	h	l ₁	l ₂ ≈	l ₃ ≈	r	Ø Handle GN 798.2	Ø Handle GN 599.5	Recommended countersunk washer	⚖
GN 923-50-B6-R-*	50	6	20	13	13	7	16	26	20	16	-	13	GN 184-12	77
GN 923-50-K6-R-*	50	6	20	13	13	7	16	26	20	16	-	13	GN 184-12	77
GN 923-50-B8-R-*	50	8	20	13	13	7	16	26	20	16	-	13	GN 184-12	76
GN 923-50-K8-R-*	50	8	20	13	13	7	16	26	20	16	-	13	GN 184-12	76
GN 923-63-B8-R-*	63	8	23	17	13	7	16	26	20	20.5	-	13	GN 184-16	115
GN 923-63-K8-R-*	63	8	23	17	13	7	16	26	20	20.5	-	13	GN 184-16	115
GN 923-63-B10-R-*	63	10	23	17	13	7	16	26	20	20.5	-	13	GN 184-16	113
GN 923-63-K10-R-*	63	10	23	17	13	7	16	26	20	20.5	-	13	GN 184-16	113
GN 923-80-B10-R-*	80	10	26	17	13	7	16	26	43.5	27.5	16	-	GN 184-16	120
GN 923-80-K10-R-*	80	10	26	17	13	7	16	26	43.5	27.5	16	-	GN 184-16	120
GN 923-80-B12-R-*	80	12	26	17	13	7	16	26	43.5	27.5	16	-	GN 184-16	100
GN 923-80-K12-R-*	80	12	26	17	13	7	16	26	43.5	27.5	16	-	GN 184-16	100
GN 923-100-B10-R-*	100	10	28	22	14	9.5	17	30	58	36	18	-	GN 184-20	186
GN 923-100-K10-R-*	100	10	28	22	14	9.5	17	30	58	36	18	-	GN 184-20	186
GN 923-100-B12-R-*	100	12	28	22	14	9.5	17	30	58	36	18	-	GN 184-20	180
GN 923-100-K12-R-*	100	12	28	22	14	9.5	17	30	58	36	18	-	GN 184-20	180
GN 923-125-B12-R-*	125	12	31	22	15	11	18	33	61	45.5	22	-	GN 184-20	340
GN 923-125-K12-R-*	125	12	31	22	15	11	18	33	61	45.5	22	-	GN 184-20	340
GN 923-125-B14-R-*	125	14	31	22	15	11	18	33	61	45.5	22	-	GN 184-20	339
GN 923-125-K14-R-*	125	14	31	22	15	11	18	33	61	45.5	22	-	GN 184-20	339
GN 923-140-B14-R-*	140	14	36	28.5	16.5	13	19	36	76	52	24	-	GN 184-25	420
GN 923-140-K14-R-*	140	14	36	28.5	16.5	13	19	36	76	52	24	-	GN 184-25	420
GN 923-140-B16-R-*	140	16	36	28.5	16.5	13	19	36	76	52	24	-	GN 184-25	382
GN 923-140-K16-R-*	140	16	36	28.5	16.5	13	19	36	76	52	24	-	GN 184-25	382
GN 923-160-B14-R-*	160	14	36	28.5	18	14.5	20	39	76	61	24	-	GN 184-25	543
GN 923-160-K14-R-*	160	14	36	28.5	18	14.5	20	39	76	61	24	-	GN 184-25	543
GN 923-160-B16-R-*	160	16	36	28.5	18	14.5	20	39	76	61	24	-	GN 184-25	541
GN 923-160-K16-R-*	160	16	36	28.5	18	14.5	20	39	76	61	24	-	GN 184-25	541
GN 923-200-B18-R-*	200	18	42	36	20.5	16	24	45	85	77.5	25	-	GN 184-32	880
GN 923-200-K18-R-*	200	18	42	36	20.5	16	24	45	85	77.5	25	-	GN 184-32	880
GN 923-200-B20-R-*	200	20	42	36	20.5	16	24	45	85	77.5	25	-	GN 184-32	878
GN 923-200-K20-R-*	200	20	42	36	20.5	16	24	45	85	77.5	25	-	GN 184-32	878

Weight SW

Operating elements 1